




Housing Options




**Support and Guidance for Families
on Long-Term Ventilation and Their Care Teams**



About This Leaflet

This leaflet provides essential information on housing options for families and health professionals supporting families of children on Long-Term Ventilation (LTV). It outlines key pathways, practical resources, and important considerations to help navigate housing decisions and support informed decision making during hospital discharge planning and beyond.



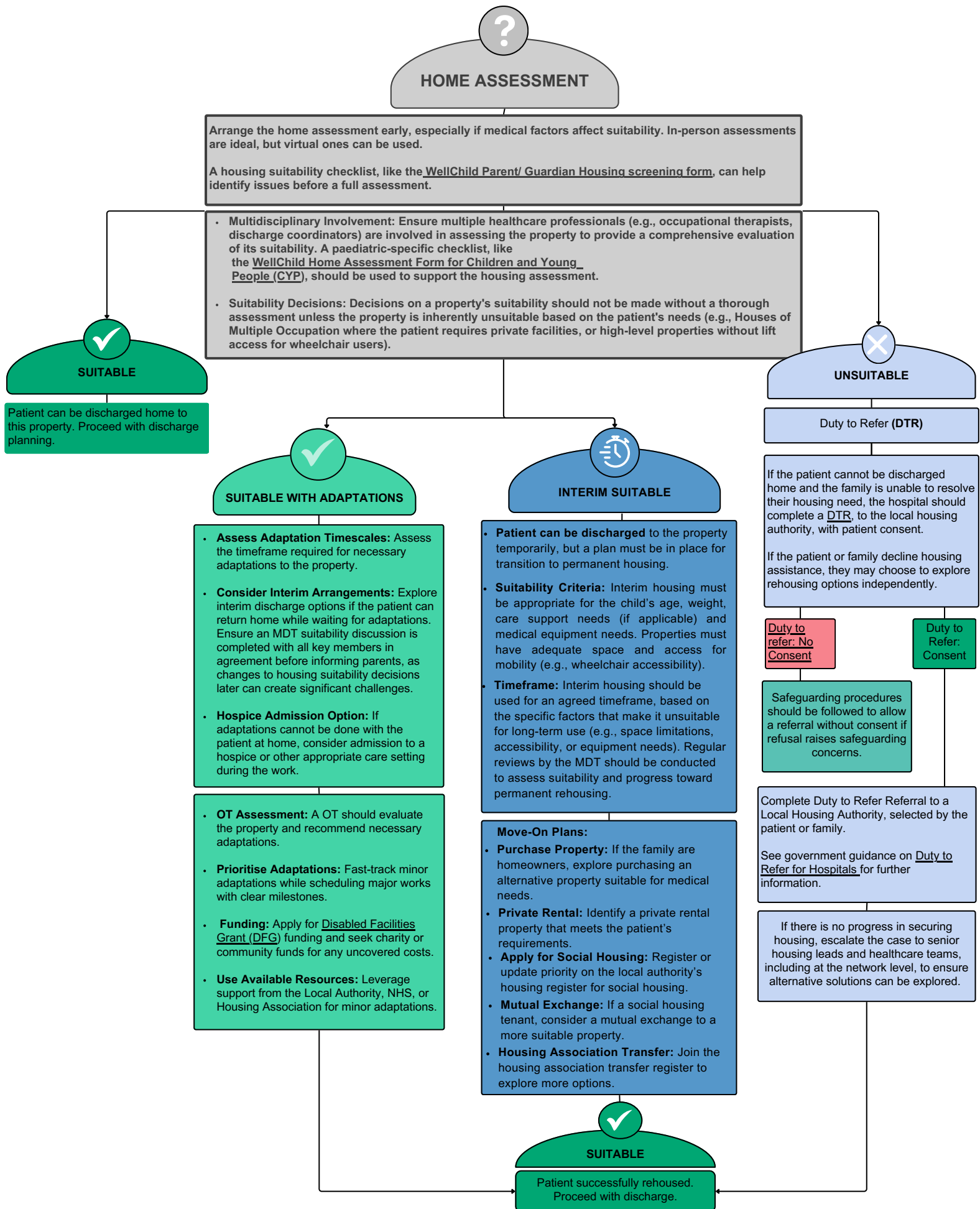


Contents Page

4	<u><i>Housing Recommendations Pathway</i></u>
5	<u><i>Early Intervention</i></u>
6	<u><i>Discharge Destination: Suitable with Adaptations</i></u>
7	<u><i>Discharge Destination: Interim Suitability</i></u>
8	<u><i>Discharge Destination: Unsuitable</i></u>
9	<u><i>Statutory Duty to Refer</i></u>
12	<u><i>Home Purchase</i></u>
14	<u><i>Private Rentals</i></u>
16	<u><i>Social Housing</i></u>
18	<u><i>Social Housing Transfers</i></u>
20	<u><i>Mutual Exchange</i></u>
21	<u><i>Key Contacts and Resources</i></u>

Housing Recommendations Pathway

for hospital inpatients



Early Intervention

for hospital inpatients

Early Intervention

Ensuring that housing needs are addressed early is essential for a safe discharge for children on Long-Term Ventilation (LTV). Early intervention allows families and healthcare teams to identify potential housing challenges, assess suitability, and make any necessary adjustments well before the discharge date. This proactive approach includes comprehensive home assessments, using specialised toolkits, and involving a Multidisciplinary Team (MDT) to create a housing plan that fully supports the child's medical and accessibility needs.

Follow the guidance below, as part of the best practice example outlined in the **Housing Recommendation Pathway** diagram on page 4.

Home Assessment: Arrange a home assessment as early as possible, particularly when medical factors impact the suitability of a property. Whenever feasible, in-person assessments are recommended; however, virtual assessments can be an alternative where needed.

A standardised toolkit, such as the **WellChild Parent/Guardian Housing Screening Form**, can help identify potential issues early on.

Multidisciplinary Team (MDT) Involvement: Ensure that an MDT comprising healthcare professionals such as occupational therapists, discharge coordinators, and other relevant specialists are engaged in the home assessment process. This collaborative approach offers a comprehensive view of the patient's needs and can address specific requirements, such as accessibility and medical equipment needs.

Suitability Decisions: Housing suitability decisions should be based on a thorough assessment. Where possible, avoid making final suitability decisions without an MDT review, except in clear cases (e.g., properties without necessary access for wheelchair users or shared accommodations where private facilities are required). MDT collaboration helps ensure that suitability assessments are aligned with the child's medical needs and overall safety requirements.

Discharge Destination: Suitable with Adaptations

for hospital inpatients

Suitable with Adaptations

For some children on Long-Term Ventilation (LTV), their current home may be suitable for discharge with specific adaptations. Identifying and implementing these adaptations is crucial to ensure the home environment meets the child's medical and accessibility needs.

Follow the guidance below, as part of the best practice example outlined in the **Housing Recommendation Pathway** diagram on page 4.

Assessment and Recommendations:

OT Assessment: A Occupational Therapist should conduct a detailed assessment to recommend necessary adaptations, such as wheelchair access, bathroom modifications, or specialised equipment installations.

Assess Adaptation Timescales:

Determine the timeframe for necessary adaptations to help coordinate a timely discharge.

Funding for Adaptations:

Funding Sources: Apply for funding through the Disabled Facilities Grant (DFG) and seek charity or community funds for any additional costs.

Use Available Resources: Families can access support through the Local Authority, NHS, or, if applicable, Housing Association.

Additional resources may be found on the LTV website, such as the e-Charity Book.

Interim Arrangements and Hospice Admission:

Consider Interim Arrangements: Explore interim discharge options if the child can be temporarily discharged to the property while waiting for adaptations. Options may include staying with family or temporary housing options.

Hospice Admission Option: If the property is unsuitable until adaptations are complete, consider admission to a hospice or other care setting as an interim solution.

Prioritising Adaptations and Timescales

Prioritise Adaptations: Fast-track minor adaptations, while scheduling major works with clear milestones and timelines.

Additional helpful sources include:

- GOV.UK – For government-funded grants and benefits.
- Turn2us - A charity providing information on financial support, grants, and benefits.
- Citizens Advice – Offers guidance on housing and financial assistance.

It is beneficial to explore all available resources early in the discharge planning process to ensure a timely and smooth transition.

Discharge Destination: Interim Suitability

for hospital inpatients

Interim Suitability


In some cases, a home may be suitable for temporary occupancy but requires modifications for long-term use. Interim suitability refers to housing that meets immediate needs but may not be appropriate for continued occupancy without further adaptations. This approach enables families to bring their child home sooner while planning for a long-term solution, which may include moving to alternative housing if necessary.

Follow the guidance below, as part of the best practice example outlined in the **Housing Recommendation Pathway** diagram on page 4.

Key Considerations for Interim Housing

Suitability Criteria:

Interim housing should meet the child's basic needs, including appropriate space, accessibility, and safety. Properties should accommodate the child's medical equipment, mobility aids, and essential daily care needs.



Timeframe for Interim Use:

Define a specific period for interim suitability based on the factors that make the housing unsuitable for long-term occupancy, such as limited space or accessibility concerns. Regular reviews by the Multidisciplinary Team should assess whether interim housing remains appropriate and whether long-term housing solutions are progressing.

Move-On Plans: While the child resides in interim housing, families and healthcare professionals should work together to develop a long-term housing plan. Options may include:

- **Applying for Social Housing:** Register or update priority on the local authority's housing register.
- **Private Rental:** Identify a rental property that meets the family's requirements.
- **Mutual Exchange:** For social housing tenants, explore options for a home swap to a more suitable property.
- **Home Purchase:** If feasible, consider purchasing an alternative property that supports the child's needs.

By planning for a long-term solution while using interim housing, families can ensure a safe transition that meets the child's immediate needs and prepares for a stable, supportive future home.

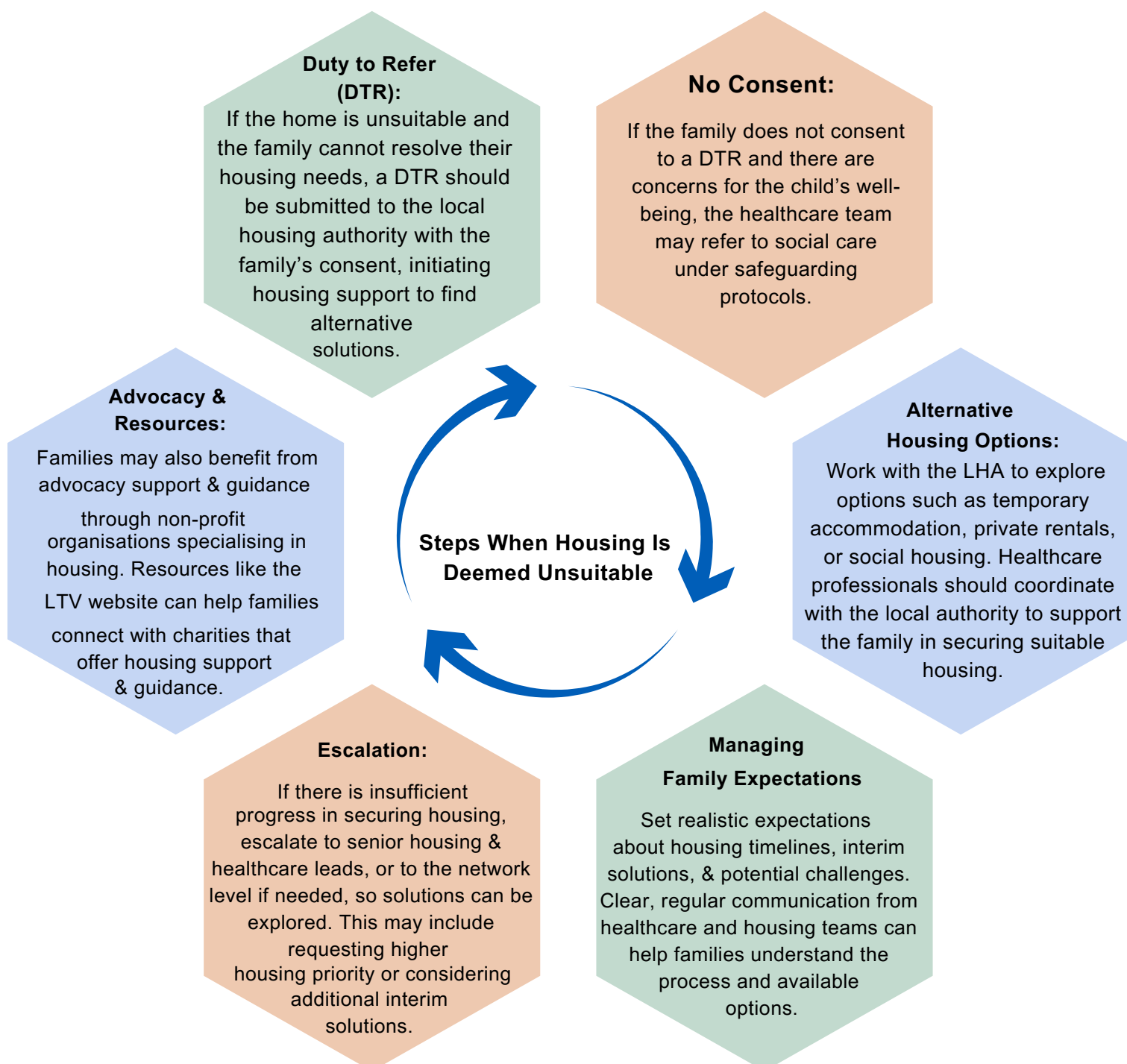
Discharge Destination: Unsuitable

for hospital inpatients

Unsuitable

In some cases, a home may be deemed unsuitable for discharge if it cannot safely accommodate a child's medical and accessibility needs. When a property is found to be unsuitable, additional steps are required to ensure a safe discharge and provide the family with adequate housing options.

Follow the guidance below, as part of the best practice example outlined in the **Housing Recommendation Pathway** diagram on page 4.



Statutory Duty to Refer



What is the Duty to Refer?

The Duty to Refer (DTR) is a legal requirement that ensures individuals or families at risk of homelessness are connected with their local housing authority for support. Various public services, are required to notify housing authorities when someone in their care may be at risk. For families of children on Long-Term Ventilation, the DTR can be a critical step to secure appropriate housing support during hospital discharge planning. By making a referral, we aim to engage local authorities early, ensuring that housing needs are addressed promptly and effectively, facilitating a smoother transition from hospital to home.

Follow the guidance below, as part of the best practice example outlined in the [Housing Recommendation Pathway](#) diagram on page 4.


Accommodation and the Legal Definition of Homelessness:

For families of patients on Long-Term Ventilation, having suitable housing is essential for a safe and effective hospital discharge. According to **The Housing Act 1996**, a person may be considered legally homeless if they ***"have accommodation but it is not reasonable for them to continue to occupy it."***

This definition takes into account the specific needs of the individual as well as those of anyone who resides with them or would be expected to live with them. When housing is deemed unsuitable under this criteria, individuals may qualify for homeless assistance.

Key Points to Remember:

- **Reasonable Occupation:** Legal suitability is based on whether it is reasonable for the person and their household to remain in their current accommodation (Housing Act 1996). For children on LTV, this may include unique medical and accessibility requirements, such as the need for an additional bedroom on medical grounds, accessible facilities, or provisions for an overnight carer.
- **Standard Protocol:** If housing is deemed unsuitable, the DTR protocol should be followed to access additional support for addressing housing needs. Alternative housing pathways may be considered as part of a long-term managed move; however, when no immediate suitable housing is available for discharge, initiating the DTR remains essential.
- **Collaborative Effort:** Using the DTR process promotes a coordinated approach between healthcare and housing services, securing stable and appropriate housing to enable safe and timely discharges.



Who Has a Duty to Refer?

The following public authorities have a statutory duty to refer individuals and families at risk of homelessness:

- **NHS services**
- **Social services**
- **Prisons and youth offender institutions**
- **Jobcentres**
- **Police Forces**
- **Probation services**

How Does the Referral Process Work?

The process involves the following steps:

Identification – Professionals within specified public services may identify individuals or families who have a housing need or face an imminent risk of homelessness.

Consent – Before making a referral, professionals must obtain the consent of the person or family involved. However, if there are safeguarding concerns, professionals should follow the relevant safeguarding procedures to ensure safety without requiring consent.

Referral Submission – The public authority submits a referral to the chosen local housing authority, including relevant information about the risk of homelessness and any pertinent medical details. While applicants can choose which authority they prefer, Local Housing Authorities may still consider local connection criteria when reviewing the referral.

Housing Authority Response – The local housing authority will assess the family's housing situation, contact them promptly, and provide guidance or support. According to the Homelessness Code of Guidance for Local Authorities, authorities are advised to act without delay. While exact timescales may vary, they generally aim to initiate contact within a few days of receiving the referral.

Collaborative Engagement

Once a homelessness application is accepted by the Local Housing Authority (LHA), the family will be assigned a dedicated caseworker who will manage their application.

The discharge team is encouraged to include the caseworker in Multidisciplinary Team (MDT) meetings, fostering a collaborative approach that integrates housing needs into the family's overall care plan. Caseworker participation in MDT meetings enables real-time updates, coordinated care, and opportunities to address specific issues, such as housing suitability and evolving needs. This collaborative approach ensures that both housing and medical requirements are addressed, supporting a smoother discharge process and providing comprehensive support for the family.

Outcome and Next Steps

Based on the assessment, the housing authority may provide one or more forms of support. **This flowchart** produced by Shelter provides an overview of the steps a LHA/Council will take when assessing a household under homelessness procedures, and the resulting actions.

Eligibility for Homelessness Assistance

A Duty to Refer can be made for anyone who finds themselves homeless or at risk of homelessness to request assistance. Eligibility for housing support often depends on factors such as local connection, immigration and residence status, which will be assessed during the referral process. The level of support offered by the Local Housing Authority will vary based on individual circumstances. If an individual is subject to immigration control, the assistance provided may be limited to advice and information rather than direct housing support.



Resources for Ineligible Families

If a family is deemed ineligible for immediate housing support, the following resources may be helpful:

- **Housing Advice Services:** Many local authorities offer guidance on private renting, homelessness prevention, and finding temporary or permanent accommodation. Families can find tailored advice by contacting their local council.
- **Non-profit and Charitable Organisations:** Organisations like Shelter, Crisis, and the Salvation Army provide advice, advocacy, and sometimes access to temporary accommodation.
- **Social Care:** Families may also find support through social services, which can connect them with additional housing and welfare resources. Families can self-refer to these services, while professionals should follow the relevant procedures to make a referral.

Additional Support for Families Not Meeting Immigration Requirements:

For those who do not meet the local authority's immigration requirements for homelessness assistance, additional support may still be available based on their immigration status.

Families should consider contacting a regulated immigration advisor if:

- They require immigration advice
- They are concerned about breaching immigration rules
- They wish to determine if they qualify for support from the Home Office

Accessing regulated immigration advice ensures compliance with immigration rules and provides guidance on potential support options. For more information, families can consult the OISC Adviser Finder tool.

Social Care Referral: In some cases, a social care referral can be made to provide additional support to families with complex needs, regardless of immigration status. Social services can help connect families to other housing and welfare resources, providing a pathway to necessary assistance.

Consulate Assistance: Families from abroad may also find it helpful to reach out to their respective consulates, as consulates can sometimes provide guidance or support in securing accommodation based on immigration status.

Other rehousing options: Home Purchase



Home Purchase

Homeownership offers stability and investment in a property of your own. Several programs and mortgage options exist to help families buy a home, even with limited savings.

Types of Mortgages

- **Fixed-Rate Mortgages:** Set interest rate for a specified period, providing predictable monthly payments.
- **Variable-Rate Mortgages:** Interest rate fluctuates based on market rates, affecting monthly payments.
- **Interest-Only Mortgages:** Lower monthly payments initially but require paying off the balance later, which may suit some buyers but comes with higher long-term costs.
- **Tracker Mortgages:** Follows the Bank of England's base rate, so payments rise or fall with it, offering potential cost savings but with variability.

Understanding the Costs

- **Deposit Requirements:** Most mortgage lenders require a deposit of at least 5-20% of the property's price. Some programs, especially for first-time buyers, may have lower requirements.
- **Mortgage and Legal Fees:** Include upfront costs like mortgage arrangement fees, valuation, surveys, legal costs, and insurance. Be prepared for additional ongoing costs, including maintenance, insurance, and property taxes.


For additional planning, you can use the Citizens Advice [Mortgage Calculator](#) to estimate monthly payments based on current rates and potential interest rate changes.

Understanding the Costs

Stamp Duty: This tax is applicable on most home purchases. Information on Stamp Duty in England is available on [GOV.UK](#).

Legal and Conveyancing Fees: It's advisable to hire a solicitor with conveyancing experience or a licensed conveyancer, who specialises in property law and is regulated by the Council for Licensed Conveyancers (CLC). Find a local licensed conveyancer on the [CLC website](#).

Eligibility Criteria: Key factors include income stability, credit score, and employment status. Some lenders offer mortgages that consider benefits as part of income.



Assistance Programmes:

- **Social HomeBuy:** Helps eligible local authority and housing association tenants buy a share in their home, usually starting at 25%. Tenants need to have been in residence for at least two years. Contact your landlord to confirm availability and eligibility.
- **HomeBuy Ownership:** Available to local authority and housing association tenants, as well as some people in housing need who may not otherwise afford to buy a home. Accepted applicants typically secure a mortgage for 70% of the property's purchase price, with the remaining 30% covered by a loan from [Homeswithinreach](#). This loan is repaid as a percentage of the property's value upon sale.
- **Right to Buy:** Allows eligible council and housing association tenants to buy their home at a discount. The amount of discount depends on how long you've been a tenant and the type of property. Contact your landlord or visit [GOV.UK](#) for details on eligibility and the application process.
- **Shared Ownership:** This option allows you to buy a share of your home and pay rent on the remaining portion, making it more affordable for families. You can gradually increase your share until you own the property outright if you choose. This program is generally open to those with a household income below a certain threshold. For more information, visit the [Shared Ownership page on GOV.UK](#).
- **Share to Buy:** A platform offering access to Shared Ownership properties, mortgages, and resources to help potential homeowners find affordable options. Visit [Share to Buy](#) for more information.
- **Homes for Londoners:** An initiative by the Mayor of London offering affordable homeownership options, including Shared Ownership and other schemes for those looking to buy in London. Visit [Homes for Londoners](#) for more information.

Where to Get Advice:

- **Mortgage Advisors:** Independent advisors can help you find mortgage options tailored to families with unique financial situations, especially if benefits are part of your income. You can start by exploring impartial mortgage advice from [MoneyHelper](#), a government-backed service.
- **Financial and Legal Guidance:** [Citizens Advice](#) and housing charities can provide information on purchasing and managing home costs.



Other Rehousing Options:

Private Rentals

Private Rented Sector Options.

The private rented sector (PRS) can offer flexible housing options for families, including those with specific needs related to health or accessibility. Renting privately allows you to choose from a range of property types and locations, though it's essential to understand the pros and cons before making a decision

Benefits of Private Renting



- **Greater Choice and Flexibility:** The PRS offers a wide selection of properties, allowing you to find a home that meets your needs in terms of size, location, and amenities.
- **Shorter Wait Times:** Unlike social housing, renting privately usually involves less waiting time, which can be an advantage if you need housing urgently.
- **Location Flexibility:** Private rentals are available in a broader range of locations, so you may have more options to live near family, work, or specific healthcare providers.



Key Considerations

- **Affordability:** Private rent can be higher than social housing rent. Check if you are eligible for Housing Benefit or Universal Credit (housing costs element) to help cover rent costs.
- **Tenancy Length:** PRS tenancies are often shorter-term (6–12 months). Look for properties offering longer leases if you require stability for your family.
- **Deposits and Upfront Rent:** Most landlords or estate agents require a deposit and a month's rent before moving in.

Assistance with Deposits



Discretionary Housing Payment (DHP): If you receive Housing Benefit or the housing element of Universal Credit, you may qualify for a DHP through your local council. This payment can help cover one-off housing costs like a deposit, rent in advance, or removal costs (not for rent arrears or overpayments). Contact your council for details and to apply.

Homeless Prevention Fund Grant: If you are homeless or at risk, this grant may help with costs to stay in your current home or secure a new one, including a deposit. Contact your council's homeless team for more information.



There are several ways to find private rental properties that suit your needs:



Be Flexible: Flexibility with your move-in date, property type, or location may open up more options in the private rented sector.

**TOP
TIPS**

- **Letting Agencies:** Letting agencies can help you find suitable properties and communicate any specific requirements you may have.
- **Online Portals:** Websites like [Rightmove](#), [Zoopla](#), and [OpenRent](#) offer a variety of private rental listings across different areas.
- **Homes for Londoners:** Provides access to affordable renting options, including the London Living Rent, designed to help renters save towards eventual homeownership. Visit [Homes for Londoners](#) for eligibility and property listings.
- **Check Social Media:** Many landlords and agents advertise properties on platforms like Facebook, where you may find local rental listings or groups. However, be careful with these listings—never send money upfront without viewing the property or verifying that it's legitimate.
- **Ask Around:** Use your network—friends, family, or colleagues to find available accommodation. Personal recommendations can sometimes lead to better rental opportunities.
- **Check Local Sources:** Look for rental listings in local newspapers, shop windows, and community notice boards.
- **Rent Guarantee Schemes:** Some councils offer rent guarantee schemes to assist families in securing private rentals. These schemes provide landlords with a guarantee of rent payment, which can help you secure a property more easily. Contact your local council to see if this option is available in your area.
- **Check Landlord Accreditation:** Look for landlords or agents accredited by organisations like the [National Residential Landlords Association](#) (NRLA), [ARLA Propertymark](#), or [Safeagent](#). Accreditation generally indicates adherence to professional standards and ethical practices, giving tenants added assurance.



The private rented sector provides a wide range of options to suit different needs. When choosing a property, consider factors like proximity to health care, schools, and transport links, as well as lease flexibility, to find the best fit for your family's priorities.

**TOP
TIPS**

Other Rehousing Options:

Social Housing

Social Housing

Social housing provides affordable, secure housing for people with specific needs, including those on low incomes, facing housing challenges, or requiring additional support. Managed by local councils or housing associations, social housing is designed to ensure that individuals and families have access to stable, long-term accommodation.

Who Can Apply for Social Housing?

Social housing is typically offered to those who:

- **Are on a low income** or receiving benefits
- **Have a housing need**, such as overcrowding, health issues, or homelessness
- **Meet local connection requirements** to the area (e.g., family ties, work, or residency)
- **Qualify under residency rules** (UK citizens or eligible residents)

Different councils and housing associations may have their own additional requirements, so check with them directly.

Factors Affecting the Wait for Social Housing

The wait for social housing depends on several key factors:

- **Local Demand:** High-demand areas often have longer waits due to limited housing availability.
- **Specific Housing Needs:** Larger homes or accessible properties are in short supply, leading to extended waits for those who need them.
- **Turnover Rates:** Low turnover of available properties in certain areas can slow the process.
- **Choice-Based Lettings (CBL):** In CBL systems, the frequency and competitiveness of bids affect wait times, especially for those with specific preferences.

For details on current wait times in your area, contact your local council or housing association.



If your child's health needs require an additional bedroom, you may be eligible for one. Make sure to provide supporting letters from medical professionals. The council may also consult their own medical advisors to confirm the need.

**TOP
TIPS**

How to Apply for Social Housing



1. Check Eligibility:

Start by confirming you meet the eligibility criteria for social housing in your area. Many councils offer online eligibility checkers or have housing advisors available.

2. Submit an Application:

- Applications usually require details about your current living situation, household members, income, and any health or social factors affecting your housing needs.
- Documentation such as proof of income, identification, and a complete housing history may be required.

3. Join the Housing Register:

- Approved applicants are placed on a housing register (or waiting list). Your priority on this list is determined by factors such as the urgency of your housing need, often assessed using a points or banding system.
- Higher-priority cases are generally considered for housing sooner, but wait times depend on property availability and demand.

4. Bidding on Properties (for Choice-Based Lettings areas):

- Many areas use a Choice-Based Lettings (CBL) system where you "bid" on available properties. You will be able to see properties that match your needs and can express interest in those that suit you.
- Allocations are then made based on priority and eligibility.

5. Receiving an Offer:


- Once a suitable property is available, you may receive an invitation to view it. Carefully consider any offers, as declining multiple offers could affect your priority or status on the register.

Important Considerations:

- **Alternative Options:** While waiting for social housing, explore other housing solutions like mutual exchange, private renting with support, or affordable rent schemes.
- **Keep Your Application Updated:** Inform your housing provider of any significant changes, such as a change in household size or a new medical condition. This could impact your priority status.
- **Stay Engaged:** Regularly check with your housing provider and monitor available properties through the CBL system, if applicable, to ensure you are aware of new opportunities.

Social housing offers a secure and affordable housing option for those with qualifying needs. For more details or to begin an application, contact your local council or housing association.

Other Rehousing Options: Social Housing Transfers



Social Housing Transfers and Management Moves

If your current social housing no longer meets your needs, you may be eligible for a transfer or a management move. These options allow you to apply for a different property through your housing provider.

Understanding Transfers

A transfer is a move from one social housing property to another within your landlord's stock or occasionally with a different provider. Transfers are typically requested for reasons such as overcrowding, accessibility needs, or wanting to move to a different area.


How to Apply for a Transfer:

1. Check Eligibility: Each landlord has specific transfer criteria. Most commonly, transfers are granted for cases involving:

- Overcrowding or under-occupancy (e.g., if your household size has changed)
- Accessibility issues (e.g., if you need a ground-floor property due to mobility needs)
- Health and well-being reasons

2. Complete the Application: Contact your landlord's housing office for a transfer application form. Be prepared to provide details about your current situation and reasons for requesting the transfer.

3. Housing Provider's Decision: Applications are reviewed based on urgency and availability of properties. You may be placed on a waiting list if a suitable property isn't immediately available.



Management Moves

A management move is typically arranged directly by your landlord in cases where a tenant urgently needs to be rehoused due to severe or unexpected circumstances. Management moves are reserved for cases where staying in the current property poses a risk or significant hardship.

When a Management Move May Be Considered:

- **Serious Health or Safety Risks:** If staying in your current home is dangerous or significantly detrimental to your health, a management move may be considered.
- **Domestic Abuse or Harassment:** In cases of domestic violence or harassment, management moves offer a quick relocation option.
- **Emergency Situations:** Other critical situations may qualify for a management move based on your housing provider's policies.

How to Request a Management Move:

- **Contact Your Housing Provider:** Explain your situation to your housing officer or caseworker, and seek support from healthcare providers, social workers, or police to strengthen your case.
- **Submit Evidence:** Provide substantial documentation to justify the need for urgent relocation.
- **Decision and Process:** If approved, your landlord will prioritise finding a suitable property, though options may be limited to immediate availability.

Important Considerations

- **Waiting Times:** Transfers and management moves are subject to property availability. Transfers, in particular, may involve longer waiting times.
- **Priority System:** Many housing providers use a priority or points-based system to assess the urgency of each case. Those with the highest needs are typically prioritised.
- **Alternative Options:** If neither a transfer nor a management move is possible, consider mutual exchange as an alternative way to find suitable housing.

Transfers and management moves are valuable options if you need a new home due to changing circumstances. For more information on these processes or to start an application, contact your housing provider's office.



Other Rehousing Options: Mutual Exchange



Mutual Exchange for Council and Social Housing Tenants

Mutual exchange allows council and social housing tenants to swap their homes with other tenants. This can be a great option if you're looking to move closer to family, reduce commuting times, or find a home that better suits your needs.

Key Points:

Eligibility: Most tenants with secure or assured tenancies are eligible to participate in a mutual exchange, but you'll need permission from your landlord. Your tenancy agreement may outline specific conditions for eligibility.



Multi-way swaps are possible too.

Benefits of Mutual Exchange:

- **Greater Choice:** You can exchange homes with other tenants across the country, broadening your housing options.
- **Reduced Waiting Times:** Mutual exchange can be faster than waiting for a new allocation through the housing register.
- **Flexibility:** Swap for a different type or size of property, or relocate to a new area that suits your lifestyle.

How to Apply:

- 1. Find a Match:** Start by looking for other tenants interested in exchanging homes. You can use housing exchange websites, which allow you to search by area, property type, and tenant preferences:
 - **HomeSwapper** – A widely-used platform for social housing tenants throughout the UK.
 - **House Exchange** – Another national service designed to help tenants find the right swap.
- 2. Contact Your Landlord:** Once you have found a match, both you and the other tenant must apply to your respective landlords for approval.
- 4. Complete Necessary Checks:** Your landlord will likely conduct an inspection of your property and check for any outstanding rent or tenancy issues before approving the swap.
- 5. Arrange Moving:** If approved, you will be responsible for organising the move. Be sure to plan the logistics carefully to ensure a smooth transition.

Mutual exchange can be a flexible, efficient way to find a new home suited to your current needs. To start exploring your options, visit one of the housing exchange platforms listed above or contact your housing provider for more information.

Key Contacts and Resources



Key Contacts and Resources

Housing Recommendations, Early Intervention, and Discharge Planning Support:

- **Local Housing Authorities (LHAs):** For guidance on housing pathways, eligibility assessments, and access to social housing options for patients. Locate your local council at [GOV.UK Find Your Local Council](#).
- **Local Council Housing Options Teams:** Partner with housing teams to facilitate early intervention, support discharge planning, and initiate referrals to appropriate housing resources.
- **Occupational Therapy (OT) Support:** Access OT assessments through local council or NHS services to identify home adaptation needs that align with patient health requirements. More at [NHS Occupational Therapy](#).
- **Disabled Facilities Grants (DFG):** Available through local councils, these grants fund essential adaptations to create a safe home environment for children with specific health needs. More at [GOV.UK Disabled Facilities Grants](#).
- **Foundations:** Locate Home Improvement Agencies (HIAs) for assistance with home safety improvements and adaptations necessary for safe discharge. [Visit Foundations](#).
- **WellChild Toolkit:** A toolkit designed for families and health professionals, offering guidance on planning home adaptations and accessing support for children with complex health needs. Access at [WellChild](#).
- **Duty to Refer:** For agencies making referrals to housing authorities on behalf of clients, outlining legal requirements and processes. Information available at [GOV.UK Duty to Refer](#).

Home Purchase

- **Local Authority Affordable Housing Schemes:** Many councils offer affordable homeownership schemes for eligible families. Find your local council at [GOV.UK](#).
- **Right to Buy:** This scheme allows eligible social housing tenants to purchase their home at a discount. Details on eligibility and the application process can be found at [GOV.UK Right to Buy](#).

Private Rented Sector Resources

- **Shelter:** Advice on tenant rights, deposit schemes, and renting. [Visit Shelter Private Renting Advice.](#)
- **Discretionary Housing Payment (DHP):** Contact your local council for information on DHP for housing costs. Locate your council at [GOV.UK Find Your Local Council.](#)
- **Tenancy Deposit Protection:** Learn about protecting rental deposits at [GOV.UK Tenancy Deposit Protection.](#)
- **Homeless Prevention Fund Grant:** Assistance for those at risk of homelessness; contact your council's homeless team at [GOV.UK Find Your Local Council.](#)

Social Housing

- **Local Housing Authorities (LHAs):** Apply for social housing and get support at [GOV.UK Find Your Local Council.](#)
- **Local Council Housing Options Teams:** For assistance with social housing transfers. Find your local council at [GOV.UK Find Your Local Council.](#)

Mutual Exchange Services

- **HomeSwapper:** A mutual exchange service for council and housing association tenants. [Visit HomeSwapper.](#)

Energy Efficiency and Home Improvement

- **Simple Energy Advice:** A government-supported website offering guidance on grants for energy efficiency improvements, such as insulation and heating. Visit [Simple Energy Advice on GOV.UK.](#)
- **Local Energy Advice Partnership (LEAP):** Provides support for families looking to reduce energy costs through home efficiency improvements. [Refer to LEAP](#)
- **Home Improvement Agencies (HIAs):** Non-profit organisations assisting with repairs, improvements, and adaptations. Locate an HIA through Foundations.

Specialised Support for Families of Children on LTV

- **Together for Short Lives:** A charity offering resources, guidance, and emotional support for families of children with complex health needs. [Visit Together for Short Lives.](#)
- **Pan Thames LTV Programme Website:** Access a wide range of welfare, benefits, and general support resources designed for families of children on Long-Term Ventilation on the [Pan Thames LTV Programme website.](#)

Adaptation and Accessibility Support

- **Disabled Facilities Grants (DFG):** Available through local councils for eligible families needing home adaptations for accessibility. Find more information at [GOV.UK Disabled Facilities Grants.](#)
- **Occupational Therapy (OT) Resources:** Occupational therapists can assess and recommend necessary home adaptations for children on LTV. Request support through your council's housing team or visit [NHS Occupational Therapy.](#)

