


LTV HUB

V5: September 2024—Information was correct at time of printing. For review: September 2025. Some equipment and policies differ slightly between LTV centres, please contact your local LTV Centre for more information and ensure that you are working to local policy .

Access more Resources, Videos, e-learning and Competency Documents on our Website: <https://ltv.services/>

Access Complex Discharge Guidance and Tools (developed in collaboration with WellChild) <https://www.wellchild.org.uk/10-principles-for-complex-discharge>



SCAN ME


[LTV Guideline](#)

MEDICAL EQUIPMENT USER GUIDES AND TROUBLESHOOTING



SCAN ME

[Astral 150](#)




SCAN ME

[Trilogy 100](#)



SCAN ME

[Trilogy Evo](#)



SCAN ME

[Nippy Junior +](#)



SCAN ME

[Nippy 4/4+](#)



SCAN ME


[AirSense 10](#)



SCAN ME

[Stellar 100 & 150](#)

CIRCUIT SET UP




SCAN ME

[NIV](#)



SCAN ME

[Trache LTV](#)



SCAN ME

[LTV E-Learning](#)

EDUCATION RESOURCES - VIDEOS



SCAN ME

[Respiratory Assessment](#)




SCAN ME

[Respiratory Action Plan \(RAP\)](#)



SCAN ME

[Mask fitting for NIV](#)




SCAN ME

[Pressure sores & NIV](#)




SCAN ME

[NIV Equipment troubleshooting](#)



SCAN ME

[Suctioning a tracheostomy](#)




SCAN ME

[Partially blocked Tracheostomy](#)




SCAN ME

[Blocked Tracheostomy](#)



SCAN ME

[BLS Tracheostomy](#)



SCAN ME

[LTV Safety Checks Video](#)

Further information:
<https://ltv.services/>

Or contact the Team:
Manal.Naji@gstt.nhs.uk