

This paediatric patient has a

NEW TRACHEOSTOMY

Patient ID:

Patient Label / Details

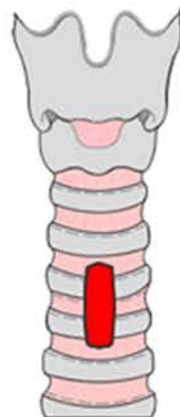
Tracheostomy:

Add tube specification
including cuff or inner tube

_____ mm ID, _____ mm distal length

Suction:

_____ FG Catheter to Depth _____ cm



Indicate on this diagram
any sutures in place

UPPER AIRWAY ABNORMALITY: Yes / No

Document laryngoscopy grade and notes on upper airway management or patient specific resuscitation plans

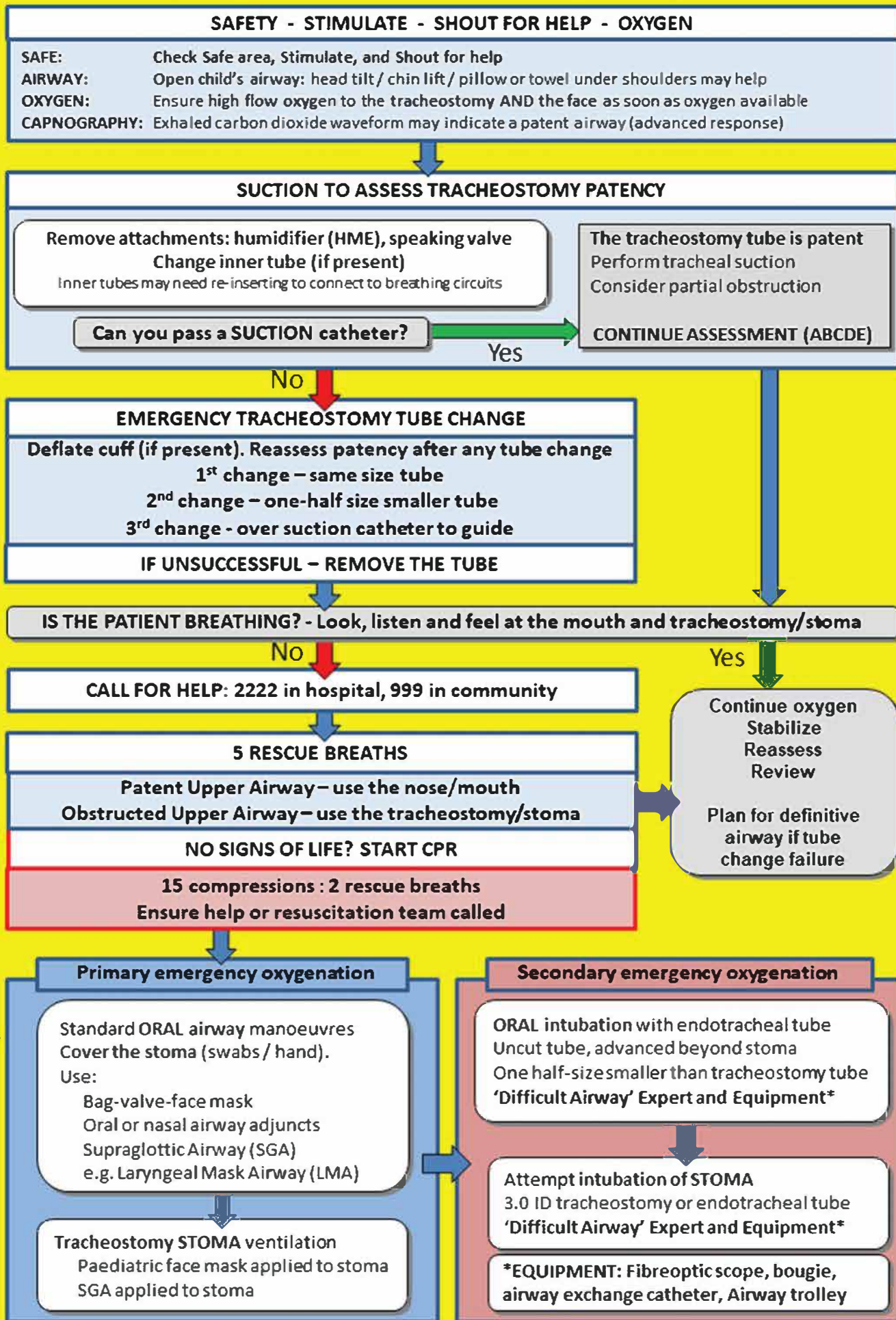
Due 1st tracheostomy change: ___ / ___ / ___ (by ENT ONLY)

**In an Emergency: Call 2222 and request the Resuscitation Team and ENT surgeon
Follow the Emergency Paediatric Tracheostomy Management Algorithm on reverse**

Emergency Paediatric Tracheostomy Management

Basic Response

Advanced Response



This paediatric patient has a

TRACHEOSTOMY

Patient ID:

Patient Label / Details

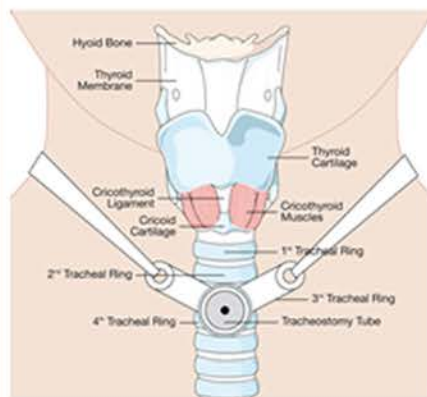
Tracheostomy:

Add tube specification
including cuff or inner tube

_____ mm ID, _____ mm distal length

Suction:

_____ FG Catheter to Depth _____ cm



UPPER AIRWAY ABNORMALITY: Yes / No

Document laryngoscopy grade and notes on upper airway management or patient specific resuscitation plans

**In an Emergency: Call 2222 and request the Resuscitation Team and ENT surgeon
Follow the Emergency Paediatric Tracheostomy Management Algorithm on reverse**

Emergency Paediatric Tracheostomy Management

Basic Response

Advanced Response

